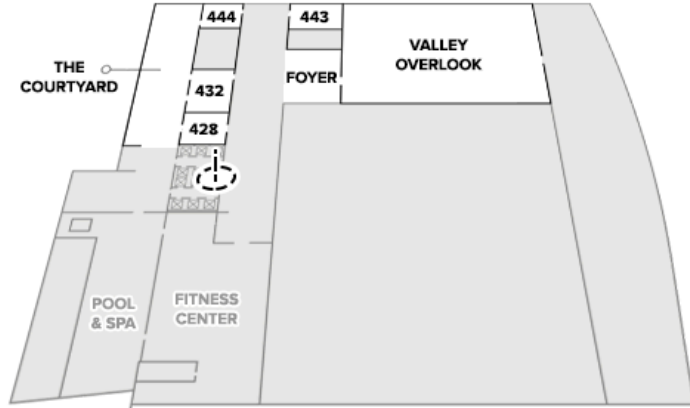


All Floors - Sheraton Phoenix Downtown

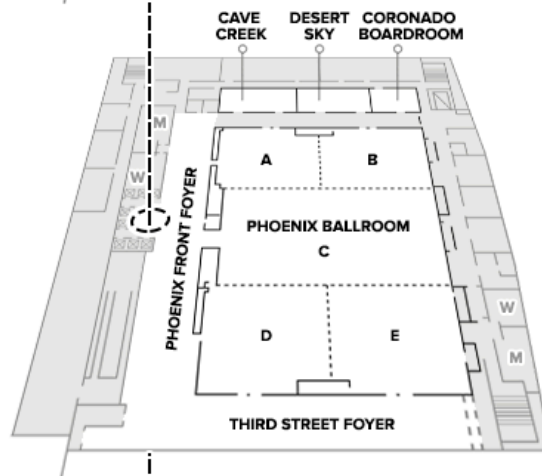
- Office Storage
- Breakouts

- Registration
- Exhibits

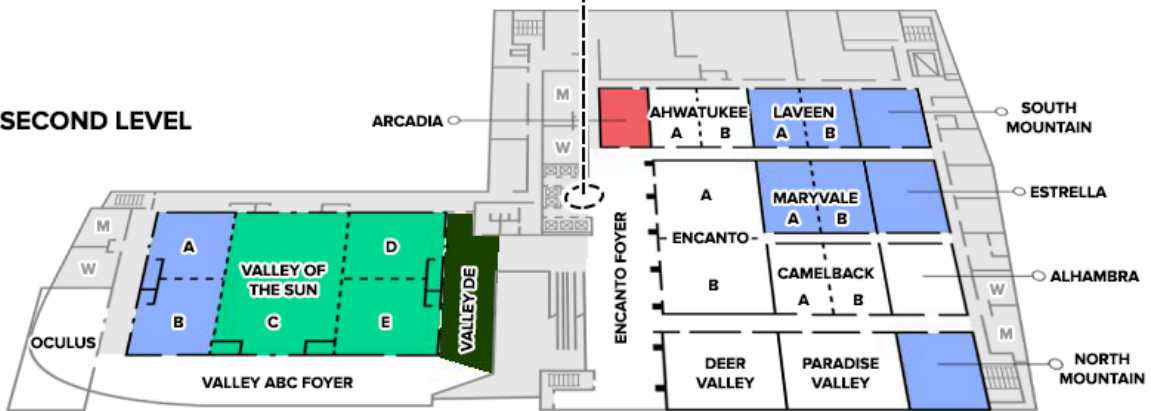
FOURTH LEVEL



THIRD LEVEL



SECOND LEVEL



All Floors - Sheraton Phoenix Downtown

SECOND LEVEL	SQ. FEET	DIMENSIONS	HEIGHT	BANQUET	RECEPTION	THEATER	CONFERENCE	U-SHAPE	CLASSROOM	BOOTHS
VALLEY OF THE SUN	14,043	93' x 151'	20'	900	980	974	100	75	699	70
VALLEY OF THE SUN A	1,927	47' x 41'	20'	120	130	130	30	39	96	10
VALLEY OF THE SUN B	1,927	47' x 41'	20'	120	130	130	30	39	96	10
VALLEY OF THE SUN C	5,580	93' x 60'	20'	400	440	434	100	75	279	32
VALLEY OF THE SUN D	2,256	47' x 48'	20'	130	140	140	30	48	114	14
VALLEY OF THE SUN E	2,256	47' x 48'	20'	130	140	140	30	48	114	14
VALLEY OF THE SUN AB	3,813	93' x 41'	20'	240	260	260	60	78	192	20
VALLEY OF THE SUN DE	4,464	93' x 48'	20'	260	280	280	60	96	228	28
VALLEY OF THE SUN ABC	9,486	93' x 102'	20'	640	700	694	160	153	471	52
VALLEY OF THE SUN CDE	10,230	93' x 110'	20'	660	720	714	160	171	507	60
VALLEY ABC FOYER	5,040	30' x 168'	12'	-	-	-	-	-	-	-
VALLEY DE FOYER	2,754	102' x 27'	12'	-	-	-	-	-	-	-
ARCADIA BOARDROOM	968	44' x 22'	12'	0	0	0	18	0	0	0
AHWATUKEE	2,464	44' x 56'	12'	160	160	172	50	54	120	12
AHWATUKEE A	1,232	44' x 28'	12'	80	80	86	25	27	60	6
AHWATUKEE B	1,232	44' x 28'	12'	80	80	86	25	27	60	6
LAVEEN*	2,596	44' x 59'	12'	160	160	182	50	54	132	12
LAVEEN A	1,276	44' x 29'	12'	80	80	91	25	27	66	6
LAVEEN B	1,276	44' x 29'	12'	80	80	91	25	27	66	6
SOUTH MOUNTAIN	1,320	44' x 30'	12'	90	90	70	30	30	66	8
ENCANTO	6,105	111' x 55'	12'	440	440	440	100	75	306	33
ENCANTO A	3,300	60' x 55'	12'	220	220	220	50	38	165	17
ENCANTO B	2,805	51' x 55'	12'	220	220	220	50	38	141	16
ENCANTO FOYER	5,544	168' x 33'	12'	-	-	-	-	-	-	-
MARYVALE*	3,355	55' x 61'	12'	200	180	160	70	72	162	16
MARYVALE A	1,650	55' x 30'	12'	100	90	80	35	36	81	8
MARYVALE B	1,650	55' x 30'	12'	100	90	80	35	36	81	8
ESTRELLA	1,595	55' x 29'	12'	90	90	94	35	36	81	10
CAMELBACK	2,928	48' x 61'	12'	160	160	168	70	66	144	12
CAMELBACK A	1,440	48' x 30'	12'	80	80	84	35	33	72	6
CAMELBACK B	1,440	48' x 30'	12'	80	80	84	35	33	72	6
ALHAMBRA	1,392	48' x 29'	12'	90	90	80	30	30	66	8
DEER VALLEY	2,640	48' x 55'	12'	180	180	200	60	57	132	12
PARADISE VALLEY	2,928	48' x 61'	12'	190	190	200	75	63	144	12
NORTH MOUNTAIN	1,248	48' x 26'	12'	70	70	60	30	27	66	8
THE OCULUS**	2,135	61' x 35'	-	-	-	-	-	-	-	-

*Pillar in room **Outdoor space +Not shown

THIRD LEVEL	SQ. FEET	DIMENSIONS	HEIGHT	BANQUET	RECEPTION	THEATER	CONFERENCE	U-SHAPE	CLASSROOM	BOOTHS
PHOENIX BALLROOM	27,170	190' x 143'	20'	1,850	2,500	2,510	100	75	1,302	146
PHOENIX BALLROOM A	3,692	52' x 71'	20'	250	360	400	30	75	186	20
PHOENIX BALLROOM B	3,692	52' x 71'	20'	250	360	400	30	75	186	20
PHOENIX BALLROOM C	10,725	75' x 143'	20'	730	940	810	50	150	537	75
PHOENIX BALLROOM D	4,473	63' x 71'	20'	310	420	450	30	75	225	21
PHOENIX BALLROOM E	4,473	63' x 71'	20'	310	420	450	30	75	225	21
PHOENIX BALLROOM AB	7,436	52' x 143'	20'	500	720	800	130	150	372	38
PHOENIX BALLROOM DE	9,009	63' x 143'	20'	620	840	900	160	150	450	40
PHOENIX BALLROOM ABC	18,018	126' x 143'	20'	1,230	1,660	1,610	320	300	900	110
PHOENIX BALLROOM CDE	19,591	137' x 143'	20'	1,350	1,780	1,710	350	300	981	114
CAVE CREEK	1,300	25' x 52'	12'	100	108	108	25	30	66	8
DESERT SKY	1,500	25' x 60'	12'	100	108	108	28	30	75	8
CORONADO BOARDROOM	700	25' x 28'	12'	0	0	0	0	12	0	0
THIRD STREET FOYER	3,920	28' x 140'	20'	-	-	-	-	-	-	-
PHOENIX FRONT FOYER	7,584	237' x 32'	12'	-	-	-	-	-	-	-

FOURTH LEVEL

VALLEY OVERLOOK**	5,896	67' x 88'	-	370	499	499	0	0	0	0
OVERLOOK FOYER	900	25' x 36'	10'	-	-	-	-	-	-	-
THE COURTYARD**	3,936	164' x 24'	-	-	125	-	-	-	-	-
HOSPITALITY SUITE 428	425	17' x 25'	10'	20	20	35	10	8	15	-
HOSPITALITY SUITE 432	425	17' x 25'	10'	20	20	35	10	8	15	-
HOSPITALITY SUITE 443	425	17' x 25'	10'	20	20	35	10	8	15	-
HOSPITALITY SUITE 444	425	17' x 25'	10'	20	20	35	10	8	15	-

FIFTH LEVEL+

HOSPITALITY SUITE 523+	425	17' x 25'	10'	-	20	-	-	-	-	-
HOSPITALITY SUITE 531+	425	17' x 25'	10'	-	20	-	-	-	-	-

*Pillar in room **Outdoor space +Not shown